

**WRITTEN QUESTION TO THE MINISTER FOR TREASURY AND RESOURCES  
BY DEPUTY M.R. HIGGINS OF ST. HELIER  
ANSWER TO BE TABLED ON TUESDAY 13TH SEPTEMBER 2016**

**Question**

Will the Minister, by way of a table and graph, advise Members in respect of income tax for each year between 2008 and 2015 (or the last year for which full figures are available):

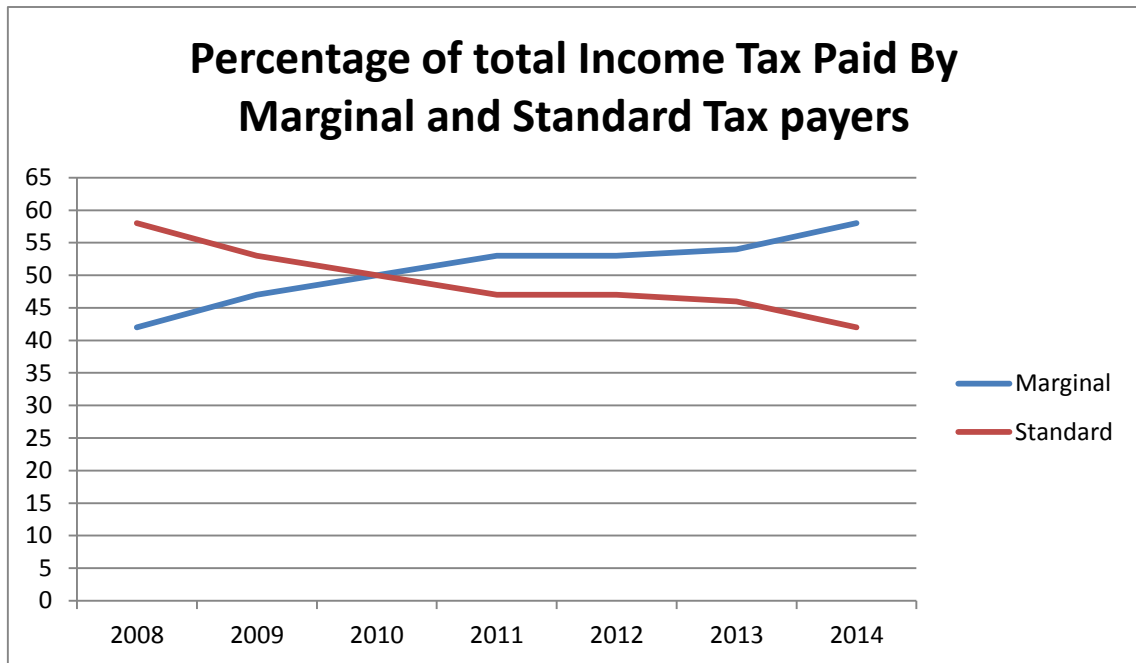
- (a)
- i. The total number of taxpayers in each year;
  - ii. The number of taxpayers who paid tax at the marginal rate;
  - iii. The number of taxpayers who paid tax at the 20% rate.
- (b)
- i. The percentage of the total personal income tax take paid by taxpayers in the marginal band;
  - ii. The percentage of the total personal income tax take paid by taxpayers on the 20% rate.
- (c)
- i. The average rate of tax paid by those in the marginal band;
  - ii. The average rate of tax paid by those on the 20% tax rate.
- (d) The number of taxpayers in each year who paid no tax.

**Answer**

(a)

<b>Count</b>							
<b>Year</b>	<b>2008</b>	<b>2009</b>	<b>2010</b>	<b>2011</b>	<b>2012</b>	<b>2013</b>	<b>2014</b>
	(‘000)	(‘000)	(‘000)	(‘000)	(‘000)	(‘000)	(‘000)
Marginal	36.8	37.4	38.5	39.7	38.5	38.2	39.8
Standard	10.7	8.5	7.5	6.8	6.7	6.3	5.3
<b>Total</b>	<b>47.5</b>	<b>45.9</b>	<b>46.0</b>	<b>46.5</b>	<b>45.2</b>	<b>44.5</b>	<b>45.1</b>



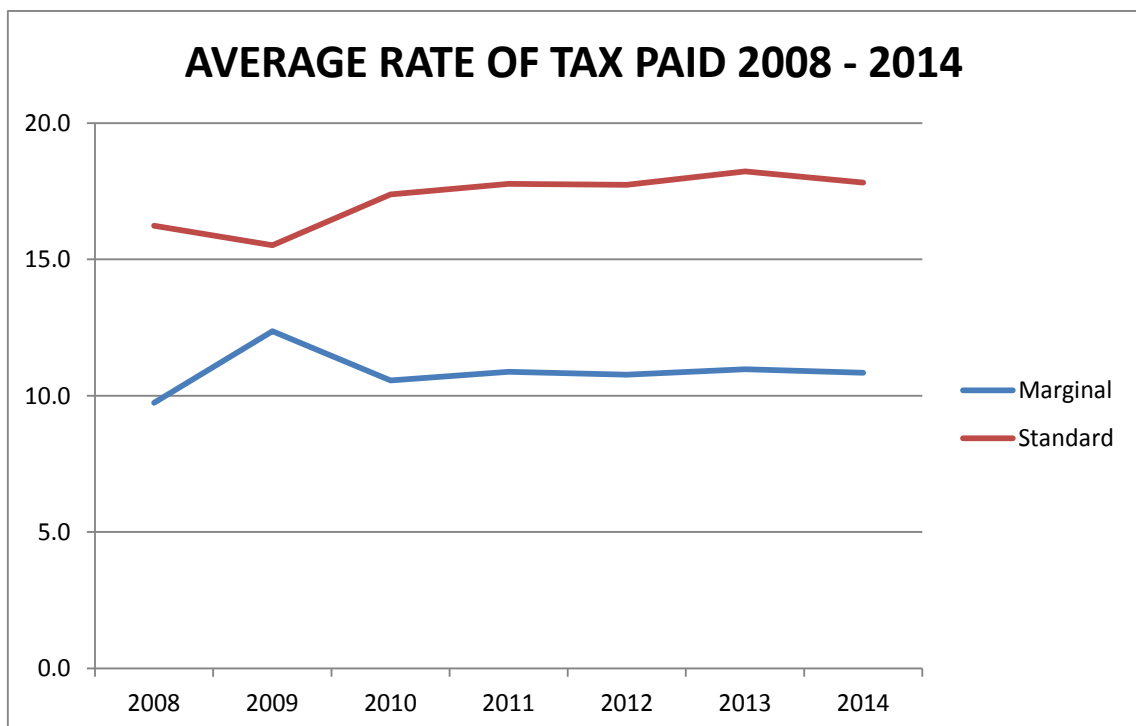


Notes (continued):

4. The gradual increase in marginal rate taxpayers over the period (see (a) above) will have a corresponding effect on the percentage of total personal income tax paid by marginal rate taxpayers.

(c)

Average Rate of Tax Paid							
Year	2008	2009	2010	2011	2012	2013	2014
Marginal	9.7	12.4	10.6	10.9	10.8	11.0	10.8
Standard	16.2	15.5	17.4	17.8	17.7	18.2	17.8

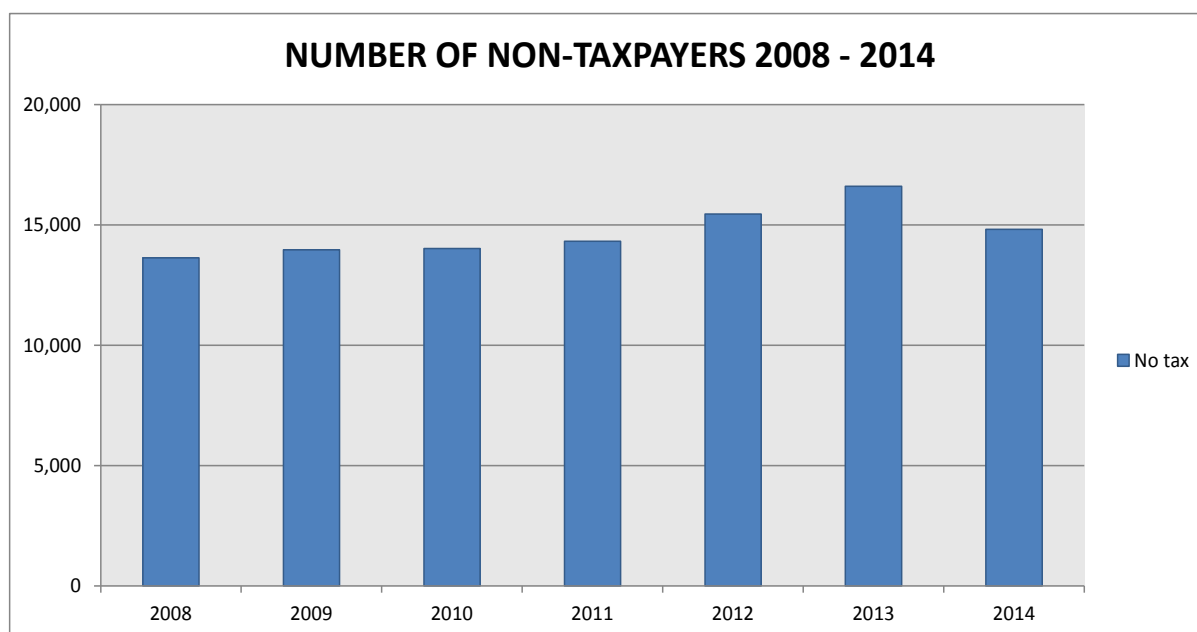


Notes (continued):

5. The average rate of tax paid for each specific taxpayer is calculated by reference to the total income (including taxed at source income) and the tax payable (the amount the taxpayer is required to pay after all tax credits have been deducted).
6. The average rate of tax paid by marginal rate taxpayers has gradually increased over the period, this has been predominantly caused by some taxpayers with higher incomes transferring from being a standard rate taxpayer to a marginal rate taxpayers (see the explanation for why this has occurred in (a) above).

(d)

Year	2008	2009	2010	2011	2012	2013	2014
	('000)	('000)	('000)	('000)	('000)	('000)	('000)
No tax	13.6	14.0	14.0	14.3	15.4	16.6	14.8



Notes (continued):

7. A Personal Non-Taxpayer is defined by the Taxes Office as an individual/married couple/civil partnership who has completed an income tax return and does not have a positive income tax liability for the tax year, based on the income, allowances, reliefs and deductions for the year. The data above does not therefore include individuals/married couples/civil partnerships that do not receive a tax return (such as students that register for holiday job purposes only and therefore have annual income well below the exemption threshold and other members of the population where their income has consistently been below the exemption threshold and their specific circumstances dictate that it is unlikely they will pay tax in the future).
8. The number of “non-taxpayers” (in accordance with the current Taxes Office definition set out above) will vary for a number of reasons which include:
  - Annual changes to the income tax thresholds approved by the States in the annual Budget process
  - Targeted use of resources by the Taxes Office to reduce the number of taxpayers that receive a tax return each year. When resource is available the Taxes Office will review cases where the taxpayer’s income has been consistently below the tax exemption thresholds and is likely to remain that way. The last such review will have impacted on the 2014 figure shown above.

**Additional Notes:**

1. The data provided is by reference to each year of assessment.
2. Data based on the 2015 year of assessment will not be available until 2017
3. Personal Taxpayers and Personal Non Taxpayers include
  - Single individuals.
  - Married couples / civil partnerships that have not opted for separate assessments (counted as one Personal Taxpayer or one Personal Non- Taxpayer).
  - Married couples / civil partners that have opted for separate assessments (counted as two Personal Taxpayers or two Personal Non-Taxpayers).
4. Non resident personal taxpayers and non-taxpayers are excluded.